

Achieve more attractive hedges with reduced trimming.

Getting better-looking hedges with just one trim per year is now possible.



**BETTER
LOOKING
HEDGES**



**LABOUR
SAVING**






**IMPROVED
DROUGHT
TOLERANCE**







**IMPROVES
UNIFORMITY**

TRIMMIT® Growth Regulator reduces hedge growth by up to 70%*, helping you achieve a better looking, more uniform hedge with less maintenance.

Additionally, TRIMMIT® offers:

-  **Reduction in trimming per year, to once or twice**
-  **Less green waste for disposal**
-  **Cut back the risky work with trimmers and ladders**

While at the same time, better looking hedges via:

-  **Improved drought tolerance**
-  **Deeper, greener colour**
-  **Denser foliage**
-  **More flowering that last longer.**

*Scientific trials of Murraya, however different species may respond to TRIMMIT® with less effect.

HOW TO USE

- Use on plants when they are close to their optimum size i.e. once the desired shape, height, width and foliar density has been achieved
- Apply TRIMMIT® as a soil drench for consistent uptake via the roots, a wetting agent may be required if soils are dry
- Apply the required amount of TRIMMIT® in 1 L of water per plant (scan QR code below to watch video)
- Wash in straight after application, being careful to wash in rather than wash off
- Use the lower rate when applying for the first time. If increased regulation is required, step up to the higher rate in the second year
- Rates start at 0.5 mL/plant to 2.5 mL/plant.



Scan the QR code to watch a video on how to apply TRIMMIT® and see full label for details

MANAGEMENT TIPS

- Best applied in early spring straight after first trim for the season
- DO NOT prune the hedging plant for 4 to 6 weeks after application
- Apply a repeat treatment after 12 months only when growth resumes.



IMPORTANT NOTES

- Stress can be caused by a shortage of moisture, high temperature, excess moisture, severe frosts, lack of nutrients, disease and pest pressure and mechanical damage. DO NOT apply to hedges under stress.
- Ensure complete coverage of the plant's root system
- If applying to hydrophobic (water repellent) soil, it is recommended to include a soil penetrant/wetting agent
- TRIMMIT[®] will not reduce flowering.



For more information, scan the QR code, visit www.syngentaturf.com.au or speak with your local Syngenta Territory Sales Manager.

Syngenta Australia Pty Ltd, Level 1, 2 Lyonpark Road, Macquarie Park NSW 2113. ABN 33 002 933 717. [®]Registered trademark of Syngenta Group Company. [™]Trademark of a Syngenta Group Company. All products written in uppercase are registered trademarks of a Syngenta Group Company. © 2024 Syngenta. SB 24-357.

Murraya hedge staying in shape 9 months after treatment

